

Scaled data based on original data using  
LM-79-08 Approved Method: Electrical and Photometric Measurements of Solid-  
State Lighting Products

Test Report Prepared for  
Cooper Lighting Solutions  
(formerly Eaton)

Brand: STREETWORKS

Report Number: P649789

Luminaire Tested: **GLAN-SA3A-835-U-5WQ-GRSBK**

Issue Date: 5/27/2021

**Test Information**

Test Method: LM-79-08  
Report Number: P649789  
TEST IS SCALED FROM IESNA LM-79-08 TEST DATA (G3-2011-057-1)  
Test Lab: INNOVATION CENTER  
Issue Date: 5/27/2021  
Manufacturer: COOPER LIGHTING SOLUTIONS (FORMERLY EATON)  
Product Line: STREETWORKS  
Catalog Number: GLAN-SA3A-835-U-5WQ-GRSBK  
Description: GALLEON AREA AND ROADWAY LUMINAIRE  
(3) 80 CRI, 3500K, 615mA LIGHTSQUARES WITH 16 LEDS EACH AND TYPE V WIDE OPTICS WITH BLACK GLARE REDUCTION SHIELD  
Light Source: -  
Ballast/Driver: ELECTRONIC DRIVER

**Summary**

Lumens per Lamp: N/A  
Luminaire Lumens: 5575.7 lumens  
Efficiency: N/A  
Efficacy: 60.0 lumens/watt  
Luminous Opening: Rectangular (W 1' x L: 1' x H: 0')  
IES Classification: Type V - Short  
BUG Rating: B2 - U0 - G0

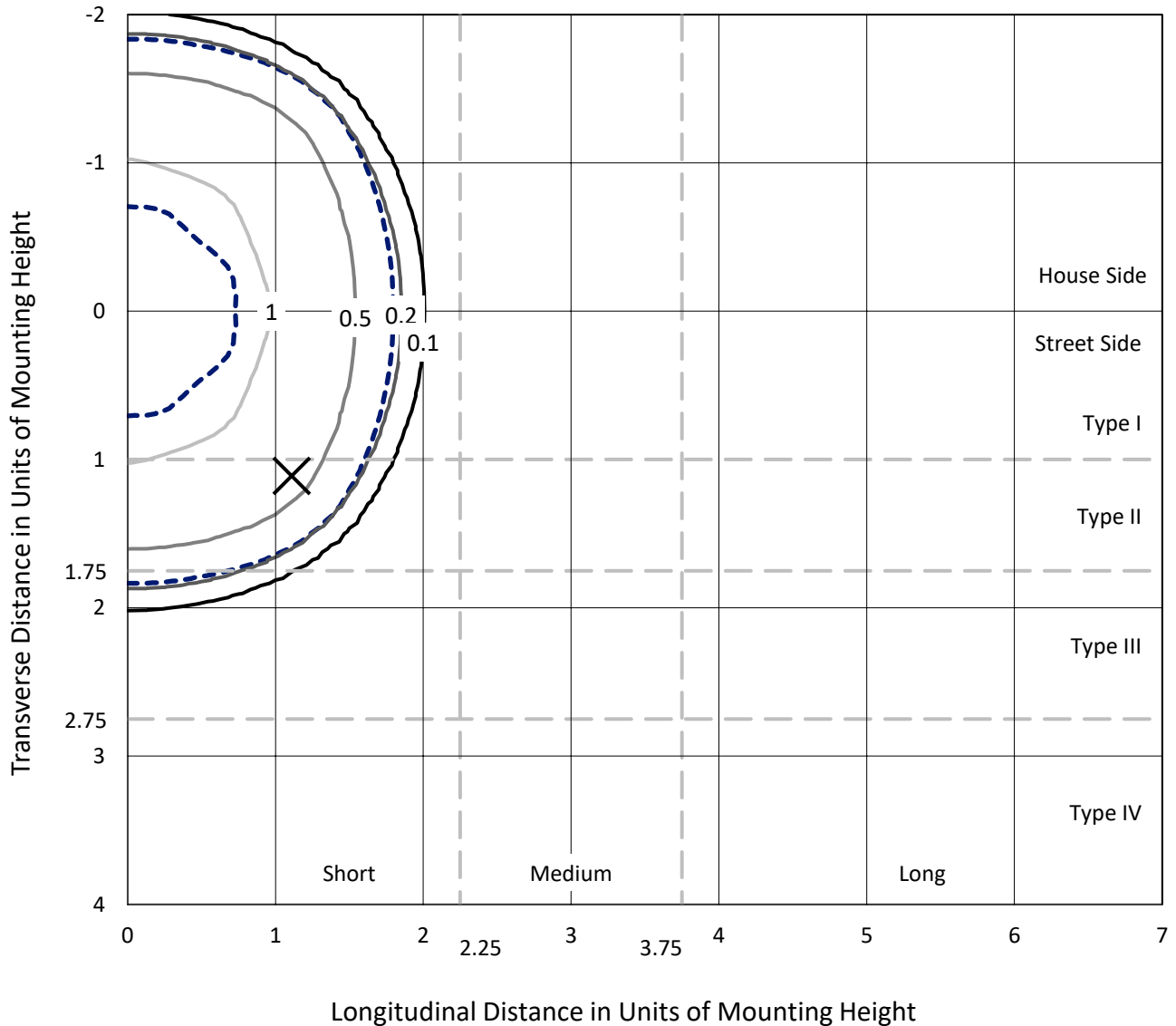
Input Watts (W): 93  
Input Voltage (V): NR  
Input Current (Ain): NR  
Voltage Rise (V): NR  
Power Factor: NR  
Total Harmonic Distortion (THDi): NR  
Frequency (hertz): 60  
Stabilization Time: NR  
Operation Time: NR  
Ambient Temperature (°C): NR  
Test Distance: 24 FT



REPORT NUMBER: P649789  
 CATALOG NUMBER: GLAN-SA3A-835-U-5WQ-GRSBK

### Iso-Footcandle Lines of Horizontal Illumination

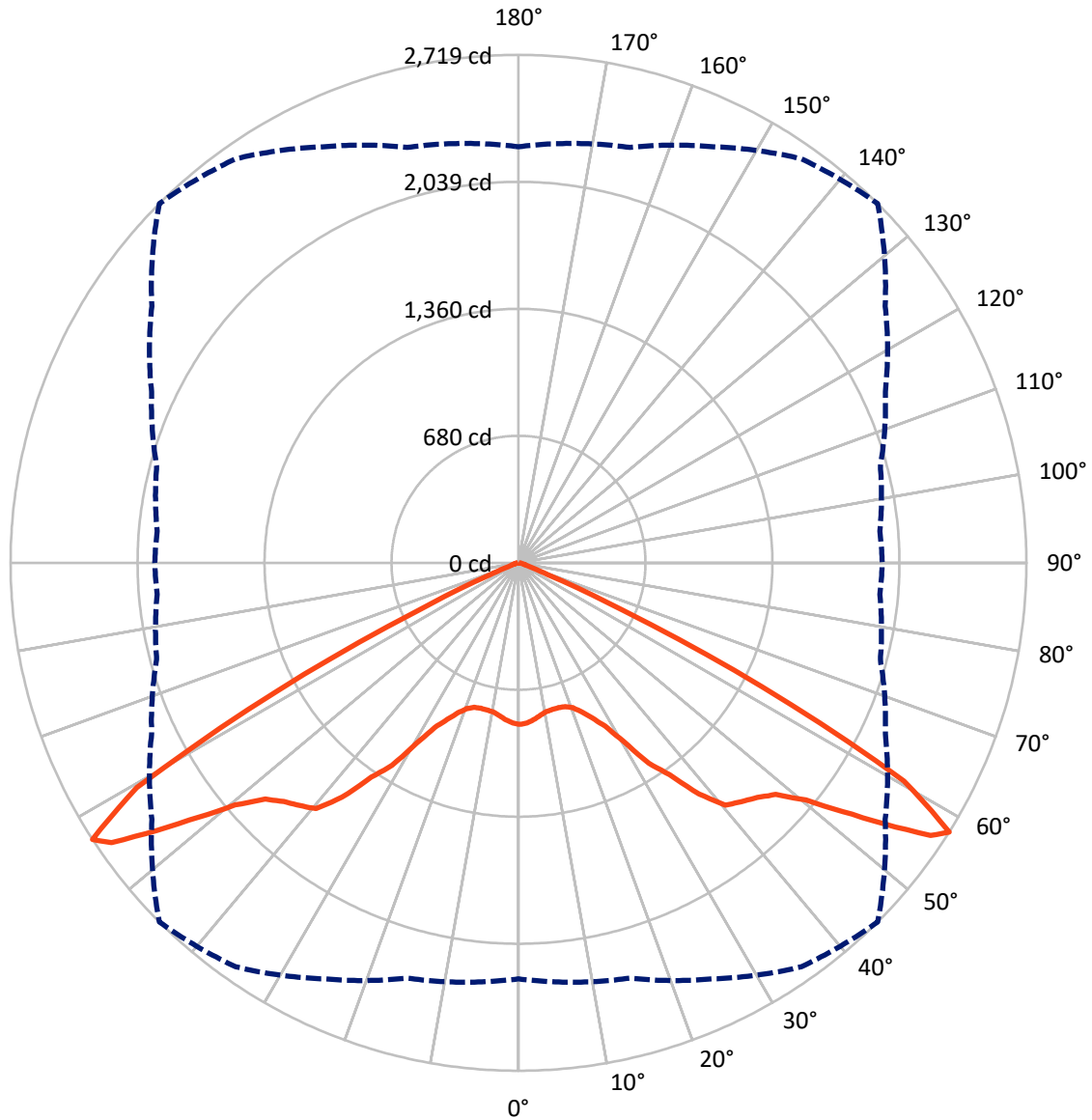
× Max cd  
 - - - 1/2 Max cd



Based on 25 foot mounting height. Maximum calculated value = 1.4 fc  
 Type V - Short - N/A

REPORT NUMBER: P649789  
CATALOG NUMBER: GLAN-SA3A-835-U-5WQ-GRSBK

### Luminous Intensity Polar Plot



— Vertical Plane Through 45-Deg Lateral      - - - Horizontal Cone Through 57.5-Deg Vertical

REPORT NUMBER: P649789  
 CATALOG NUMBER: GLAN-SA3A-835-U-5WQ-GRSBK

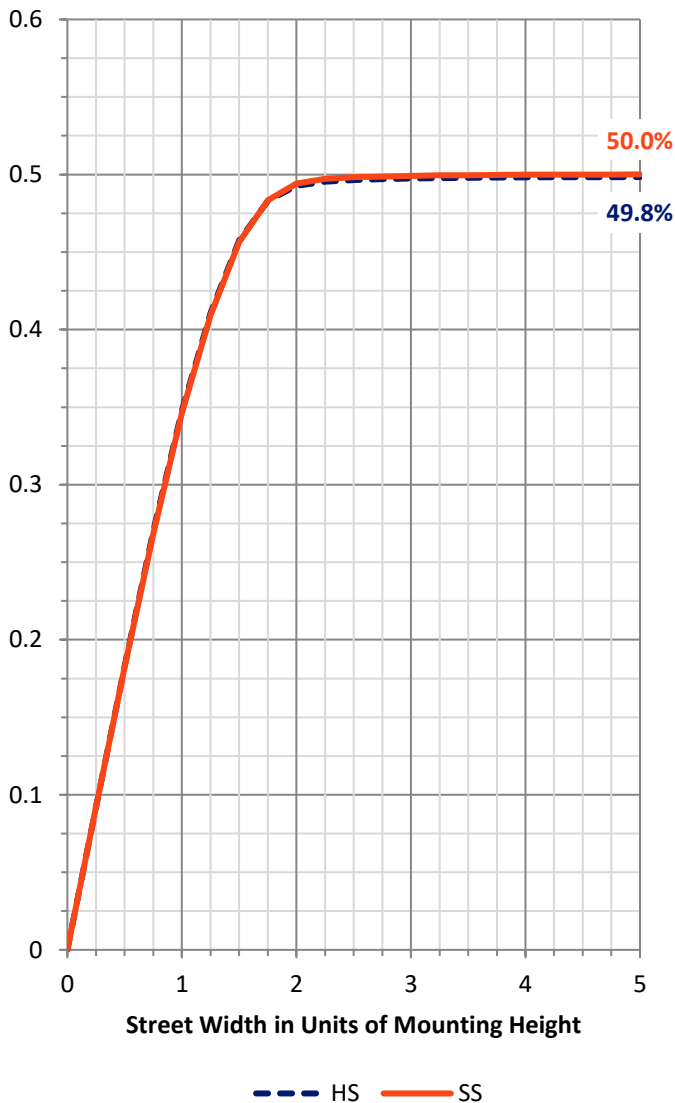
**FLUX DISTRIBUTION:**

		Downward	Upward	Total
<b>House Side</b>	Lumens	2787.9	0.0	2787.9
	% Fixture	50.0	0.0	50.0
<b>Street Side</b>	Lumens	2787.9	0.0	2787.9
	% Fixture	50.0	0.0	50.0
<b>Total</b>	Lumens	5575.7	0.0	5575.7
	% Fixture	100.0	0.0	100.0

**ZONAL LUMENS:**

Zone	Lumens	% Fixture
0°-10°	79.5	1.4
10°-20°	229.7	4.1
20°-30°	424.0	7.6
30°-40°	833.9	15.0
40°-50°	1358.2	24.4
50°-60°	1937.0	34.7
60°-70°	670.6	12.0
70°-80°	36.0	0.6
80°-90°	6.8	0.1
90°-100°	0.0	0.0
100°-110°	0.0	0.0
110°-120°	0.0	0.0
120°-130°	0.0	0.0
130°-140°	0.0	0.0
140°-150°	0.0	0.0
150°-160°	0.0	0.0
160°-170°	0.0	0.0
170°-180°	0.0	0.0
0°-90°	5575.7	100.0
0°-180°	5575.7	100.0

**Coefficient of Utilization**

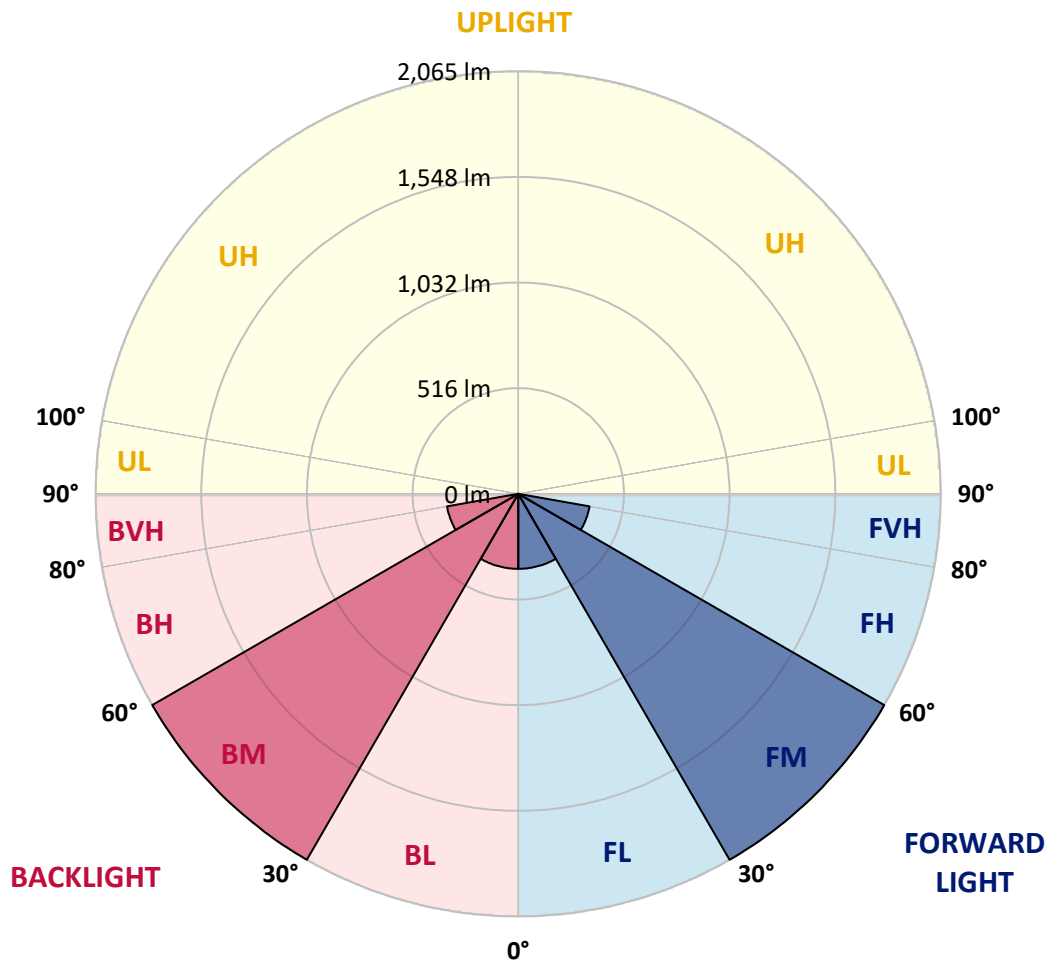


REPORT NUMBER: P649789  
 CATALOG NUMBER: GLAN-SA3A-835-U-5WQ-GRSBK

**LUMINAIRE CLASSIFICATION SYSTEM LUMEN TABLE AND BUG RATING:**

Zone	Lumens	% Fixture	Zone Rating/Lumen Limit		
			B	U	G
FL (0°-30°)	366.6	6.6			
FM (30°-60°)	2064.6	37.0			
FH (60°-80°)	353.3	6.3			G0/660
FVH (80°-90°)	3.4	0.1			G0/10
BL (0°-30°)	366.6	6.6	B1/500		
BM (30°-60°)	2064.6	37.0	B2/2500		
BH (60°-80°)	353.3	6.3	B1/500		G0/660
BVH (80°-90°)	3.4	0.1			G0/10
UL (90°-100°)	0.0	0.0		U0/0	
UH (100°-180°)	0.0	0.0		U0/0	

**BUG Rating: B2-U0-G0**  
 Type V Short





REPORT NUMBER: P649789

CATALOG NUMBER: GLAN-SA3A-835-U-5WQ-GRSBK

**CANDELA DISTRIBUTION (FULL):**

	0°	5°	15°	25°	35°	45°	55°	65°	75°	85°	90°
0°	864.8	864.8	864.8	864.8	864.8	864.8	864.8	864.8	864.8	864.8	864.8
2.5°	862.6	867.2	861.4	859.0	857.9	857.9	854.4	854.4	853.2	854.4	849.7
5°	848.6	853.2	853.2	852.1	845.1	843.9	840.5	838.1	839.3	834.6	838.1
7.5°	834.6	838.1	833.5	832.3	830.0	825.4	824.2	813.7	814.9	814.9	817.2
10°	832.3	831.2	824.2	818.4	811.4	810.2	806.7	804.4	804.4	803.3	806.7
12.5°	832.3	826.5	825.4	812.5	800.9	805.6	796.3	790.4	798.6	800.9	805.6
15°	831.2	836.9	817.2	811.4	803.3	804.4	796.3	790.4	795.1	797.4	800.9
17.5°	838.1	834.6	828.8	817.2	813.7	809.1	798.6	794.0	794.0	799.8	800.9
20°	856.7	847.4	835.8	830.0	833.5	827.6	814.9	797.4	802.1	806.7	810.2
22.5°	874.1	867.2	859.0	855.6	875.3	866.0	843.9	824.2	817.2	825.4	831.2
25°	907.9	907.9	892.8	897.4	919.5	920.7	895.0	860.2	855.6	859.0	861.4
27.5°	976.5	979.9	967.2	971.8	981.1	989.2	967.2	938.1	927.6	926.4	930.0
30°	1050.9	1057.8	1056.7	1076.4	1103.2	1107.8	1075.3	1027.6	996.2	990.4	995.0
32.5°	1148.5	1151.9	1149.7	1172.9	1245.0	1278.7	1193.8	1126.4	1084.5	1095.0	1084.5
35°	1332.2	1328.7	1303.1	1307.8	1367.0	1391.5	1310.0	1267.1	1247.3	1268.2	1263.6
37.5°	1490.3	1477.4	1456.5	1486.8	1548.4	1570.5	1485.6	1410.0	1374.0	1408.9	1424.0
40°	1623.9	1591.4	1562.3	1592.5	1675.1	1705.3	1581.0	1519.3	1505.4	1530.9	1563.5
42.5°	1736.7	1715.8	1677.4	1679.7	1734.3	1748.3	1648.4	1612.3	1598.3	1639.1	1655.3
45°	1816.9	1797.1	1761.1	1758.8	1800.6	1791.3	1701.9	1677.4	1685.6	1712.3	1720.4
47.5°	1857.6	1868.1	1847.1	1853.0	1875.1	1853.0	1782.0	1782.0	1763.4	1779.7	1771.5
50°	1975.0	1942.5	1969.2	1969.2	1992.4	1994.8	1923.8	1898.3	1848.3	1820.4	1820.4
52.5°	2112.1	2114.5	2124.9	2163.3	2202.8	2236.6	2135.4	2026.2	1942.5	1906.4	1901.8
55°	2224.9	2248.1	2290.0	2362.1	2476.0	2522.5	2348.1	2152.9	2050.5	1994.8	1983.1
56°	2286.5	2264.4	2336.5	2435.3	2584.1	2644.6	2383.0	2178.4	2065.6	2002.9	2001.7
57.5°	2227.2	2251.7	2301.6	2457.4	2639.9	2719.0	2395.8	2166.8	2005.2	1941.3	1947.1
60°	1758.8	1782.0	1849.4	2023.8	2309.8	2371.4	2027.3	1786.6	1642.5	1550.7	1551.8
62.5°	995.0	1012.5	1064.8	1226.4	1404.2	1463.5	1263.6	1103.2	1003.2	952.0	935.8
65°	366.1	359.2	367.3	449.8	559.1	609.1	525.4	444.0	391.7	373.2	366.1
67.5°	137.2	126.7	118.5	126.7	159.3	168.6	154.6	129.0	120.9	124.4	126.7
70°	84.9	80.2	64.0	60.4	59.3	58.1	61.6	65.1	74.4	87.1	89.5
72.5°	59.3	55.8	45.3	43.0	40.7	39.5	45.3	50.0	58.1	67.4	68.6
75°	23.3	24.4	23.3	25.6	26.7	27.9	32.6	36.0	39.5	39.5	38.4
77.5°	4.6	4.6	7.0	9.3	11.6	15.1	22.1	25.6	26.7	25.6	22.1
80°	0.0	0.0	2.3	4.6	9.3	12.8	19.7	22.1	24.4	22.1	17.5
82.5°	0.0	0.0	2.3	5.8	9.3	11.6	18.6	23.3	26.7	24.4	18.6
85°	0.0	0.0	2.3	4.6	7.0	8.1	8.1	5.8	5.8	3.5	2.3
87.5°	0.0	0.0	0.0	0.0	0.0	0.0	0.0	0.0	0.0	0.0	0.0
90°	0.0	0.0	0.0	0.0	0.0	0.0	0.0	0.0	0.0	0.0	0.0

(END OF REPORT)